

The Entomological Society of Manitoba

Newsletter



CO-EDITORS

Justis Henault (he/him)

Email: henaultjps@gmail.com

Phoenix Nakagawa (she/her)

Email: tyrone.nakagawa@gmail.com

ABOUT THE ESM NEWSLETTER

The Entomological Society of Manitoba Newsletter is a forum whereby information can be disseminated to Society members. As such, all members are encouraged to contribute often. The Newsletter is interested in opinions, short articles, news of research projects, meeting announcements, workshops, courses and other events, requests for materials or information, news of personnel or visiting scientists, literature reviews or announcements and anything that may be of interest to ESM members.






Table of Contents



Editor’s Comments2

President’s Message.....3

From The ESM Executive.....5

 80th Annual General Meeting of the Entomological Society of Manitoba – Recap..... 5

 New Members Social 10

 Call for Newsletter Co-Editor 11

 Hey look! Is that a tree-frog? *Spodochlamys latipes* Arrow, 1946 (Coleoptera: Rutelinae: Anatistini);
 Featured beetles from my collection (number 5)..... 12

 Studying insects in southeastern Manitoba 15

 Wilderness adjacent..... 18

News20

 J. B. Wallis / R. E. Roughley Museum of Entomology: Monthly Open House..... 20

ESM Executive & Committees21



Editors' Comments



Spring is slowly arriving! This winter/spring issue of the 51st edition of the Newsletter has articles to excite us for the season ahead. We also recap the 80th Annual General Meeting of the ESM, announce the New Members Social, indicate an upcoming change with your Co-Editors, and note opportunities to visit the J. B. Wallis / R. E. Roughley Museum of Entomology.

Thank you to all our contributors, and our readers! If you have an insect-related story or field trip from Manitoba to share, please consider contributing to the upcoming winter issue of the ESM Newsletter. Email us with any questions.

Enjoy!

Justis Henault and Phoenix Nakagawa
ESM Newsletter Co-Editors



President's Message



Welcome ESM members!

It is my pleasure to provide my first newsletter message as your President; I am very proud to be celebrating 25 years as a member of the society! It is hard to believe that it has already been that long. When Dr. Pat MacKay put my name forward for the SWAT Award in 1999 and introduced me to the society, I didn't realize at the time that it would become a partnership that would extend this far in my career. Back then I didn't know where life would take me, but I had hoped it would involve insects and spiders!

For those of you that don't know me, I am a born and raised Winnipegger who was fortunate enough to work on aphids with Dr. MacKay for my undergraduate honours thesis (and as a summer student!) and with spiders for my master's thesis with Dr. Rob Roughley. This parlayed into contract work with the Manitoba Conservation Data Centre before I joined the City of Winnipeg Insect Control Branch in 2003. I have been with the city since and I am currently the Superintendent of the Insect Control Branch. I have worked with several current and past ESM members during my career at the city and it has also allowed me to collaborate with many ESM members outside of my organization. I am grateful that I get to work with insects every day, but I do miss spiders; I hope to return to studying them in retirement. Until then, the two tarantulas that reside in my office will provide my spider fix.

The society is in good shape both in terms of membership and finances. One aspect I want to focus on during my tenure as President is strengthening the early professional demographic of our society. Our membership numbers are strong, but many members are short term; to help the society in the long run, we need to both retain members that remain in Manitoba and recruit members that immigrate to Manitoba for their careers. Career establishment is a difficult time in a person's life; time and money are often in short supply and being an active member of a society may have to take a backseat for a few years. I know this was the case for me and I am thankful that the ESM community encouraged me to become more involved again. Maintaining connections is key so holding social events and communicating with members throughout their career is important.

I would like to close with a big thank you to our current slate of volunteers that are serving on the executive and/or chairing one of the various committees our society has. The society would not run as smoothly as it does without your commitment. I would also like to take this opportunity to welcome Katherine Morgan as the new chair of the finance committee. She is taking over the position from Kathy Cano who has held the position since 2010. Thank you, Kathy, for your many years of service in that role and for the time you have put in chairing additional committees over the years. Kathy will continue to be the chair of the fundraising committee.

Stay warm everyone; the spring season will be upon us soon!

David Wade; *President of the Entomological Society of Manitoba 2024-2025*



Regional Director's Message



At our Entomological Society of Canada (ESC) Board of Directors meeting on January 20th, one of the topics discussed were the **survey on Joint Annual Meetings** (JAMs) results. Overall, feedback on the scientific content were positive; most responses were favorable regarding the registration and social gatherings. General feedback included challenges faced by smaller societies in hosting the JAM and concerns about volunteer burnout.

Survey results gave no clear direction regarding the future of JAMs. There are three types of models the ESC could follow:

- An *all in-person* meeting structure, favoured by about two-thirds of respondents,
- An *all-virtual meeting*; the few who wanted this option indicated cost-effectiveness,
- An *alternating in-person-virtual format* (presumably alternating each year), favoured by about one-third of respondents, and,
- A *in-person plus one-day virtual format*, three-quarters of respondents said 'yes' or 'maybe'. It was mentioned that one of the organizing challenges is time zone differences.

Regarding organizing responsibilities for an in-person JAM, 40% of respondents responded that regional societies take on the primary responsibility while another 40% responded that regional societies should host *but* organization should be handled by ESC. Hiring a professional company to manage the meetings was also proposed. All survey results will be passed to the Annual Meeting Committee for their consideration. The survey's goal is to plan future JAMs at the Board of Directors meeting in Calgary 2025.

The ESC is searching for a **co-secretary**; anyone is interested in serving in this role please let me know and I can forward this information to our current ESC president or co-secretary.

The 2025 **Joint Annual Meeting** of the ESC and Alberta are in Calgary from Sunday, Oct. 5, to Wednesday, Oct. 8, 2025. This year's meeting theme is *New Bugs Rising*, referring to arthropod species expanding their ranges within Canada, newly established in Canada, or are on the horizon of becoming new inhabitants of Canada. The conference location is the Best Western Premier Calgary Plaza Hotel and Conference Centre. Hotel room bookings are now available, with more information on the meetings, as well as information on registration (i.e. when it opens) and accommodations can be found at:

<https://entsocalberta.ca/jam2025/en/accommodations/>

A reminder that all applications for ESC **Student Scholarships** are to be submitted by March 1. More information can be found at: <https://esc-sec.ca/student/student-awards/#top>. For those looking for a career or graduate student positions in entomology, don't forget to check the "**Opportunities**" portion of the ESC website: <https://esc-sec.ca/opportunities-2/>

John Gavloski

Regional Director to the Entomological Society of Canada






From the ESM Executive



80th Annual General Meeting of the Entomological Society of Manitoba – Recap

Justis Henault and Vince Hervet

This year's meeting provided us with the opportunity to celebrate one of our members' achievements while discussing parasites. We returned to the Smartpark Innovation Hub on November 1st and the Department of Entomology on November 2nd at the University of Manitoba. In honour of Dr. Terry Galloway, the 2024 recipient of the Entomological Society of Canada's Gold Medal, our theme was *Parasitic Life: Behind the Feathers, Fur and Setae*. In addition to Terry's captivating keynote address, we enjoyed presentations from Alix Matthews, Rob Anderson, Jason Gibbs, and John Gavloski during our symposium and numerous submitted papers from researchers -including students – during our main paper session. In the evening, we returned to Bob and Pat's home for yet another lovely evening of socialising and celebrating our student's endeavors.



Vince and I extend our thanks to:

- a) Everyone who delivered a paper
- b) Our volunteers –Desiree Vanderwel (certificates for student awards); David Wade, Jeffrey Marcus and Lisa Capar (judges of the student competition); Alberto Civetta, Jason Gibbs, John Gavloski, and Sheila Wolfe (planning and logistics); Cecil Montemayor (refreshments); Elaine Martineau and Lisa Capar (registration desk); Jason Gibbs (session chair); Lisa Capar (sponsorship), and; Kateryn Rochon (venue booking).
- c) Our hosts – Javier Uribe and Larry Paskaruk at Smartpark Innovation Hub, and Alberto Civetta at the Department of Entomology.
- d) Everyone who registered, asked questions, and/or discussed entomology!
- e) Anyone who we may have missed.

Student Awards

Including contributions from ESM Scholarships and Awards Committee (Rob Anderson, Jeffrey Marcus, Taz Stuart, Désirée Vanderwel [Chair]).

The competitors of the student achievement awards were celebrated during our Mixer at Bob and Pat's home. To all the student competitors – well done! Whether or not you won an award, be proud of your efforts and incorporate the feedback that you received to be even more competitive in the future. The following students are the recipients of the 2025 awards:



Oral Presentation

1st place – **Kira Peters**

VIRAL PATHOGEN SPILLOVER FROM HONEY BEES TO WILD BEES - 2024 FIELD SEASON REVIEW



Poster Presentation

1st place – **Shirley Morris**

USING INSECT BITES ON PLASTICINE SENTINEL CATERpillARS TO IDENTIFY INSECT PREDATORS IN AGROECOSYSTEMS.

ESM Student Achievement Award: *Awarded to a student who is in or recently completed a Bachelor's degree program. This award recognizes students who have shown exceptional interest in entomology as evidenced by their insect collections, insect photography, published articles of entomological interest, insect experiments and/or outstanding contributions during summer employment.*

This year's winner of the ESM Student Achievement Award is **James Watson** (University of Manitoba). James is in his fourth year of studies towards a B.Sc. (Honours) in Biological Sciences at the University of Manitoba with a minor in Entomology. James not only has an exceptional academic record, but he has extensive undergraduate research experience, spending the last three summers on research



involving pollinators, most recently supported by prestigious RBC Scholarship in Sustainable Agriculture. James has a keen interest in entomology and has helped organize curation events for the J.B. Wallis / R.E. Roughley Museum of Entomology.

Orkin Student Award: *This award is designed to foster and encourage student interest in general Entomology including natural methods of insect pest control and the proper use of insecticides. Candidates must have a demonstrated interest in entomology, superior scholastic ability, high research potential, originality and industriousness in their university courses and/or summer work.*



This year's winner of the Orkin Award is **Shirley Morris** (University of Manitoba), who is working towards a B.Sc. (Honours) in Biological Sciences with a minor in Entomology. With an outstanding academic record and a keen interest in natural methods of insect pest control, Shirley is an extremely deserving recipient of this award. Shirley worked in a research lab for the first time last summer, studying sentinel plasticine caterpillars as tools to assess predation in agroecosystems with Dr. Alejandro Costamagna (Department of Entomology, University of Manitoba). Shirley was an extremely hard-working and enthusiastic summer student and

plans to present her research at the University of Manitoba's Undergraduate Research Showcase and did present at the ESM Annual Scientific Meeting. Her summer research project sparked Shirley's interest in non-chemical methods of pest control, especially those employing the use of predators and parasitoids to control pest populations. Shirley says that she would "love to see research that I am involved in being applied to real-world environments and leading to significant differences in a grower's life and an ecosystem's health".

ESM Student Leadership and Service Award: *This award recognizes a student (at the graduate or undergraduate level who has promoted the goals of the Entomological Society of Manitoba (i.e., to foster the exchange of information on entomology and to further the spread of entomological knowledge) through their volunteer activities.*

This year's winner of the ESM Student Leadership and Service Award is **Madeleine Dupuis**. Madeleine recently began graduate studies (M.Sc.) in the Department of Entomology (University of Manitoba) with Dr. Kateryn Rochon (funded by an RBC Scholarship in Sustainable Agriculture). As an undergraduate,



Madeleine was an excellent student and was the recipient of two NSERC Undergraduate Student Research Awards (2022 and 2023), as well as the Dr. J. A. Garland Award (2023), to study ticks with Dr. Kateryn Rochon and pigeon ectoparasites with Dr. Terry Galloway. Madeleine served as the undergraduate student representative for both the Department of Entomology Graduate Student Association (DEGSA) and the Entomology Department Council and is currently the President of DEGSA. Madeleine organized two curation-blitzes for the J.B. Wallis / R.E. Roughley Museum of Entomology, which were each attended by about two dozen undergraduate and graduate students. In addition, Madeleine has been extremely active on the Youth Encouragement Committee of the ESM (both as an undergraduate and graduate student) and organized a "Girls in Science" event and has participated in several other outreach events. From any perspective, Madeleine is an extremely deserving recipient of this award.

The ESM Graduate Scholarship: *This scholarship is awarded to students in a M.Sc. or Ph.D. program related to entomology at the University of Manitoba, University of Winnipeg or University of Brandon. Students must be enrolled in their graduate program for at least 12 months prior to Oct 1 of the award year. This award recognizes superior scholastic ability, high research potential, and excellent communication skills.*

This year's winner of the ESM Graduate Scholarship is **Cecil O. Montemayor**, a third-year PhD student in the Department of Entomology, University of Manitoba (supervisor: Dr. Alejandro Costamagna). Cecil came to UofM with a B.Sc. in Agriculture Engineering from the prestigious Zamorano University (Honduras), an M.Sc. in Entomology from the University of Florida, and several years of applied work experience in the private sector in crop protection and irrigation. Cecil currently has 7 publications (6 in refereed journals) and has made 11 presentations at conferences and outreach events. Cecil's excellence in scholarship has been recognized with eleven scholarships/fellowships, which help to support her research and travel. Cecil is also very active in the Department of Entomology and participates in outreach events on behalf of the Entomological Society of Manitoba. Cecil's current research project focuses on developing sustainable and resilient ways to grow crops in Manitoba, which may have broad impact on supporting biodiversity in the Prairie Provinces.





From left to right: Cecil Montemayor, Shirley Morris, Madeleine Dupuis, Désirée Vanderwel (Chair of the ESM Scholarships and Awards Committee), James Watson, Kira Peters, Vince Hervet (President of the ESM).

BUG BOWLING NIGHT

ESM - New Members Social

The ESM welcomes its newest members



Location: Lizzie Lanes (678 Elizabeth Rd)

Date: Friday April 11th, 2025

Time: 7 - 10 pm

Ticket prices*:

\$30 Regular Members - companions

\$20 New members / students - companions

\$10 Youths 12+ years

\$5 Kids under 12 years (kid's lane)

***Includes:**

1 drink + pizza

3 hours of bowling

Games & prizes

Don't miss out:

**Let's roll
with the bugs!**

Wear your
favorite bug
outfit!



Register here: <https://forms.office.com/r/UnGeFZyABT>

Call for Newsletter Co-Editor

Justis Henault intends to step-down as Newsletter Co-Editor at this year's AGM (or sooner if a replacement can be found). Since 2022, Justis has enjoyed Co-Editing the Newsletter for the membership of the Entomological Society of Manitoba! Going forward, there are other ways in which he wants to spend his volunteering time.

This is an **opportunity to Co-Edit the Newsletter of the ESM!** As Co-Editor, you co-facilitate the exchange of information pertinent to ESM members. Secondarily, the Newsletter Co-Editors produce a brief report at the Annual General Meetings (please refer to "Executive position and committee descriptions" on the "Committees" page of the ESM website).

For ESM members with interest in this opportunity, please contact Justis Henault (henaultjps@gmail.com) and Phoenix Nakagawa (tyrone.nakagawa@gmail.com) at your earliest convenience!



Submitted Articles



Hey look! Is that a tree-frog? *Spodochlamys latipes* Arrow, 1946 (Coleoptera: Rutelinae: Anatistini); Featured beetles from my collection (number 5).

Robert E. Wrigley and Thilina Hettiarachchi (photographer)



Spodochlamys latipes on a green leaf (RE Wrigley).

One of my enjoyable substitute activities, when the rainy weather discourages my pursuing entomology in the field, is to curate my insect collection. Examining a package of papered beetles, acquired years ago from a local contact in Ecuador (with an export permit), was an astonishing, bright green ruteline scarab named *Spodochlamys latipes* Arrow 1946. As I pulled the 40x20-mm-long specimen from among the many interesting beetles and examined it closely, the image of a green treefrog jumped instantly to mind. Just for interest's sake, I placed the prepared specimen on a couple of leaves in my backyard garden to see the amphibious resemblance under 'natural' conditions. Great camouflage, but could this possibly be a case of mimicry? Would a passing insectivorous bird or monkey be fooled into ignoring the beetle, interpreting it as unsuitable prey? Probably not, but it was entertaining to deliberate on the idea. There was no question that the deep green colour and unusual shape (particularly the flared pronotum) suggested to me 'treefrog', several species of which I have observed and even caught accidentally in my insect net when sweeping vegetation. Several other related species of *Spodochlamys*, such as *S. mirabilis*

Waterhouse 1880, are dorsally brown or greenish brown (other frequent colours of treefrogs), coppery (*S. cupreola* Bates 1888), or black (*S. marahuaca*; Jameson and Ratcliffe 2011).

There is a large, sharp lateral spine on the anterolateral distal edge of each profemur, which I imagine is brought into play to stab the mouth of a predator and prevent the beetle from being swallowed readily. Thrusting of the tridentate, long, and curved protibiae forward would augment this defensive strategy. In fact, a related species, *S. curvibrachialis* Ohaus 1905 is named after this latter feature.

The genus *Spodochlamys* ranges in size from 20 to 46 mm and is distributed primarily in tropical montane cloud forest, from Honduras to Brazil and Peru, with *S. latipes* endemic to Ecuador. Kobayashi and Ratcliffe (2023) present a key for 17 of the currently recognized 22 species. There may be two peaks of emergence



Thelma Hübner-Schick
© 2024 BUGSNAPZ
www.thelmahubnerschick.com

Anterior view of *Spodochlamys latipes*.




Thelma Hübner-Schick
© 2024 BUGSNAPZ
www.thelmahubnerschick.com

Anterolateral view of *Spodochlamys latipes*

– February, especially in the northwestern Andean slopes of Ecuador, and December, in relation to rainfall, which is traditional for many scarabs (Paucar-Cabera 2005). However, remarkably little is known about the

ecology of adults and immatures of the species in the leaf chafer tribe Anatistini, since most species are not collected or encountered in collections, and with incomplete data are present on specimen labels (Kobayashi and Ratcliffe 2023). They are probably similar to other scarab relatives in similar habitats, with larvae feeding on roots and decaying organic matter while adults are phytophagous (Kobayashi and Ratcliffe 2023). Two species of *Spodochlamys* are represented in my collection: *S. latipes* (Ecuador) and *S. cupreola* (Costa Rica). Specimens of *Spodochlamys latipes* and *S. mirabilis* are offered for sale from internet insect stores, available because these species are attracted to lights and therefore captured.



Victoria Hillier
© 2024 BUGSNAPZ
www.thelatinamericanbug.com

Dorsal view of *Spodochlamys latipes*.

References

- Kobayashi K and BC Ratcliffe. 2023. A New Species of *Spodochlamys* Burmeister, 1855 (Coleoptera: Scarabaeidae: Rutelinae: Anatistini) from Colombia and a key and checklist of *Spodochlamys* species. Entomology Papers, Museum, University of Nebraska State, The Coleopterists Bulletin 77(1): 120–126. https://digitalcommons.unl.edu/cgi/viewcontent.cgi?params=/context/-entomologypapers/article/1168/&path_info=Kobayashi_CB_2023_A_New_Species_of_Spodochlamys.pdf (accessed 22 July 2024).
- Jameson ML and Radcliffe BC. 2011. The neotropical scarab beetle tribe Anatistini (Coleoptera: Scarabaeidae: Rutelinae). Bulletin of the University of Nebraska State Museum 26: 1–100.
- Paucar-Cabera A. 2005. Spodochlamini. A catalogue and distributional analysis of the Rutelinae (Coleoptera: Scarabaeidae) of Ecuador. Zootaxa 948 (1); 1–92. <https://treatment.plazi.org/-/id/F75087B123356F10FEC3AFDDFB3DA52A/2> (accessed 22 July 2024).
- Waterhouse CO. 1880. New South-American Coleoptera, chiefly from Ecuador. Annals and Magazine of Natural History (Series 5), 5:285–302.

Studying insects in southeastern Manitoba

Robert E. Wrigley, John Gavloski and Lisa Capar

On September 11, the three of us drove to a site along Moss Spur Road, southeast of Seddons Corner (vic 49.997700, -96.171119), to check on the status of several species of pygmy grasshoppers that Robert has been studying for the past two years. A clear sunny sky with no smoke from northern fires, 23°C, and no biting flies, it turned out to be a perfect day in the field. The first stop was at a site where over 101 pygmy grasshopper nymphs and 4 adults were recorded on August 6. Since it is the adult stage that overwinters, he wished to determine the development of the nymphs five weeks later, as well as to see if the high population had dispersed along the road. During collection, a pickup truck pulled over, and the passengers (a local couple) curiously asked what we were up to; they were amazed to learn that the elusive pygmy grasshoppers were hopping around right under their noses all these years. This newfound knowledge left them feeling proud that the pygmy grasshoppers favoured their neighborhood.

While Robert focused on sweeping the road edges for the grasshoppers, Lisa and John were distracted by their net by-catch. Unable to resist, they eagerly photographed the many intriguing insects that turned up. The vegetation along the edges of the gravel road had grown in considerably since early August, forming a dense mat of clover and low-growing plants. The pygmy grasshoppers, mainly nymphs of at least six other species of grasshoppers, and the Slender Meadow Katydid (*Conocephalus fasciatus* (De Geer, 1773)) were restricted to the sparse vegetation immediately adjacent to the road. In some areas along the roadside, nearby ditches with water supported cattails, sedges, and willows; the nearby presence of water is an often-quoted habitat preference of pygmy grasshoppers.

Eight species of the family Tetrigidae (including subfamily Batrachideinae) are found in Canada, and over 30 species north of Mexico. Currently around 2,060 valid species in over 280 genera occur worldwide, and new species are described annually. Tetrigidae is most diverse in tropical forests (especially in Southeast Asia), where many endemic species are found. Six representatives occur in Manitoba; **Crested Pygmy Grasshopper**, *Nomotettix cristatus* (Scudder 1862); **Black-sided Pygmy Grasshopper**, *Tettigidea lateralis* (Say 1864); **Obscure Pygmy Grasshopper**, *Tetrix arenosa* Burmeister 1838; **Brunner Pygmy Grasshopper**, *Tetrix brunnerii* (Bolívar 1887); **Ornate Pygmy Grasshopper**, *Tetrix ornata* (Say 1824), and; **Granulated Pygmy Grasshopper**, *Tetrix subulata* (Linnaeus 1761).

Other Invertebrates During Pygmy Grasshopper Hunt

Common Name	Scientific Name	Common Name	Scientific Name
Three-banded Lady Beetle Adult	<i>Coccinella trifasciata</i>	Spittlebug nymph	<i>Cercopoidea</i>
Three-banded Lady Beetle Larvae	<i>Coccinella trifasciata</i>	Bronze Jumping Spider	<i>Eris militaris</i>
Green Immigrant Leaf Weevil Adult	<i>Polydrusus formosus</i>	Paradise Jumping Spider	<i>Habronattus decorus</i>
Striped Garden Caterpillar Moth Caterpillar	<i>Trichordestra legitima</i>	Greenstriped Grasshopper	<i>Chortophaga viridifasciata</i>
Large Gray Dagger Caterpillar	<i>Acrionicta insita</i>	Slender Meadow Katydid	<i>Conocephalus fasciatus</i>
Fall Armyworm Moth Caterpillar	<i>Spodoptera frugiperda</i>	Antique Brown Lacewing Nymph	<i>Micromus</i> sp.
Virginia Ctenucha Moth Caterpillar	<i>Ctenucha virginica</i>	Golden-eyed Lacewing Nymph	<i>Chrysopa oculata</i>
Striped leafhopper	<i>Cuerna striata</i>	Wide-footed Treehopper	<i>Enchenopta latipes</i>

The latter three reach as far north as (or close by) Hudson Bay (from prairie to taiga), while *T. subulata* remarkably continues through additional biomes into American and Asian tropical rainforests. The remaining species found in Canada are the Hooded Grouse Locust (*Paratettix cucullatus* (Burmeister 1838)) in southern Ontario and Crested Pygmy Grasshopper (*Nomotettix cristatus* (Scudder 1862)) from southern Ontario to the Maritime Provinces.




*“With net held perpendicularly, sweep left and then right at right angles to the path, with each two steps forward, ensuring the net bottom brushes through the sparse vegetation, and in light contact with the substrate. Sweep-rate is important; too quickly causes an alert/escape reaction of the grasshopper to the looming net, while too slowly allows the quarry to escape from inside the net (pygmies can leap instantly 1 metre vertically). After eight sweeps of the net, jiggle it rapidly to prevent the grasshopper from gaining a secure foothold and subsequent leap from the open net. One then has a few seconds to pinch the grasshopper from the **outside** of the net fabric, after which the insect may be safely extracted with the fingers and secured for examination.”*

Robert illustrating the recommended technique and instructions (*iocosum*) for collecting pygmy grasshoppers. (Top)

This technique yielded a dramatically higher number of pygmy grasshoppers, compared to John and Lisa’s unperfected techniques. (Right)





Invertebrates captured and photographed Sept 11, 2024 near Seddons Corner, MB.

- A)** Fall Armyworm Moth Caterpillar, *Spodoptera frugiperda*; **B)** Large Gray Dagger Caterpillar, *Acrionicta insita*; **C)** Greenstriped Grasshopper (male and female), *Chortophaga viridifasciata*; **D)** Spittlebug nymph, Cercopoidea; **E)** Striped Garden Caterpillar Moth, *Trichordestra legitima*; **F)** Pygmy Grasshopper, *Tettigidea lateralis* (possibly); **G)** Green Immigrant Leaf Weevil Adult, *Polydrusus formosus*; **H)** Pygmy Grasshopper, *Tetrix ornata*; **I)** Bronze Jumping Spider (female), *Eris militaris*; **J)** Paradise Jumping Spider, *Habronattus decorus*; **K)** Slender Meadow Katydid, *Conocephalus fasciatus*; **L)** Golden-eyed Lacewing Nymph, *Chrysopa oculata*; **M)** Wide-footed Treehopper, *Enchenopta latipes*; **N)** Three-banded Lady Beetle Larva, *Coccinella trifasciata*; **O)** Three-banded Lady Beetle Adult, *Coccinella trifasciata*; **P)** Striped leafhopper, *Cuerna striata*; **Q)** Virginia Ctenucha Moth Caterpillar, *Ctenucha virginica*

Pygmy grasshoppers are readily identifiable at the family level, due to diminutive size and distinctive pronotum that extends beyond the tip

of the abdomen. In the field, however, identifying some of them to species level proved challenging due to overlapping and variable characteristics for classification (e.g., colour, head profile, projection of forehead or fastigium). Even with published keys, identifying particular specimens can be frustrating. So far, Robert identified *T. lateralis*, *T. ornatus*, and *N. cristatus* with probably another species is represented in the collection. With the results of 2025 field research, Robert plans to prepare an article on the ecology and distribution of the pygmy grasshoppers in Manitoba.

Wilderness adjacent

Todd Lawton

"He who delights in solitude is either a wild beast or a God."

- Unknown Author

When I was a teenager, I would often walk a tract of floodplain woods in the Ontarian city where I lived. There were massive trees, winding creeks, and a huge rock (a glacial erratic) on which I would often sit. I was surrounded by city, but I felt safe in the eye of an urban storm. It was wilderness to me, and, in time, I absorbed every detail. I developed a deep appreciation and affection for being surrounded by wildness. I ignored the fact that there were croplands, fences, and a small herd of sleepy cattle surrounding me.

My concept of wilderness or wildness isn't very sophisticated; it has more to do with the emotional reaction I have when I'm in a wild place. It's comforting and occasionally frightening. I love the feeling of being utterly alone, but I wouldn't want to hike out of a remote place in the dark, although I've done so on many occasions.

Thanks to the wizardry of the Internet, (unreliable) sources tell me that the quote above is thought to be written by Aristotle, Bacon, or Nietzsche; I'm surprised they didn't cite actor Kevin Bacon! I identify with this quote although I am neither a wild beast nor a god; I would argue that I'm not in solitude when I'm surrounded by carabids.

Perhaps the closest I've ever come to real wilderness was when I had a summer job with the National Museum of Canada. We trekked the east branch of the Mackenzie River in a freighter canoe, collecting small mammals from Inuvik to Tuktoyaktuk. How I experienced those places in 1976, when I was seventeen, would be much different now, as I enter my late 60s. Each would serve me in their own way.

Northeast of Gillam, Manitoba, there is an area on the Nelson River that has become my favourite. It's quite remote, though accessible by motor vehicles. It's about 100 kilometers from Hudson Bay and polar bears are occasionally sighted there; I've visited the site on six occasions. For me, remoteness can be quantified by how much it would cost to have my vehicle towed to the nearest city, wondering if the bill was \$100 or \$2,000? By this measure, the Nelson River site is very remote; I like to call it "wilderness adjacent." It's a place where I can work without interruptions, but every creak and groan my car reminds me how vulnerable I could be. During May and most of June, several meters of ice cover the riverbank; once the ice has receded, the banks are soon lush with plant growth. Depending on how much water the upstream dams are retaining, the river can be high, filling its banks, or a trickle over bare



Shoreline of the Nelson River (Gillam, MB) in Spring

rock. When conditions were optimal, I was able to document three new species of *Bembidion* Latreille 1802 for the province. *Carabus maeander* Fischer von Waldheim 1820 are also common under the willows and alders; they may be vivid green or bright copper, much more spectacular than the drab brown specimens from southern Manitoba. I've also captured many bees for Jason Gibbs (University of Manitoba) in the Gillam area. Before 2024, I hadn't encountered another human at the site, though often there was a cuddy boat moored to the bank by a boat launch. Apparently, you can take a day trip to York Factory in Hudson Bay for \$500.

One day in August 2024, I was at the Nelson River site collecting *Bembidion rusticum* Casey 1918; to my surprise, I wasn't alone! There was a large man, barely balanced on a rock, casting far into the river. We kept our distance and never spoke. The following day there were two men who seemed to be waiting for someone to bring gasoline for their fishing boats. I had splashed the bank and was belly to the ground, watching tiny beetles as they hurried for cover. My seemingly erratic behaviour generally keeps on-lookers at a distance, protecting my privacy and allowing me to work. Two more trucks arrived; what's next, a tour bus? I could overhear one of the men listening to some sort of comedy broadcast, with muffled dialogue and forced laughter. In another vehicle, a woman argued with a creditor as a speedboat slashed the river in half. Then it occurred to me; *when did wilderness get Wi-Fi!?!* It was in that moment that my sense of place evaporated. I realized that these people were probably from Gillam, enjoying a couple hours of leisure time after work. The consolation was that I had a vial of *B. rusticum* in my pocket, a new species for Manitoba, and this secret made me feel very self-satisfied.



Shoreline of the Nelson River (Gillam, MB) in Summer

This reminded me of another experience I had years ago in Riding Mountain National Park. It was sunrise and I was standing in a ditch, which isn't unusual for me. Suddenly the howl of a wolf broke from the tree line. I felt electricity pulse up my spine and the base of my skull tingled like a swarm of tiny bees. But sadly, there was an immediate and unpleasant after-taste. The howling of a wolf is one of the most overused sound bites. My mind was flooded with memories of television commercials and horror films, the garbage that I suppose clutters all our over-stimulated minds. It's surprising how jarring an experience like that can be, elation and then an abrupt and painful return to earth.

My goal is to continue to collect carabids in remote places; so far, I've found 10 species which hadn't been documented in Manitoba, and I hope there will be a few more. I'd also like to revisit the flood plain woods that I rambled in my youth. I would imagine that many of the carabids there are invasive, but I might find a few interesting native species.



Updates From ESM Members



J. B. Wallis / R. E. Roughley Museum of Entomology: Monthly Open House

Join us on Friday, March 28, 1 pm to 2 pm

The [J. B. Wallis / R. E. Roughley Museum of Entomology](#) is one of the largest insect collections in Western Canada. The collection contains more than 2 million specimens, with about 500,000 in specimen drawers and the remainder in the wet collection. The museum is the



heart of the Entomology Department at the University of Manitoba and is critical to entomological teaching, research, and extension in Manitoba.

Normally, closed to the public the Museum will be hosting open houses one Friday of each month from 1-2 pm: ~~January 24~~, ~~February 21~~, March 28, and April 25. Dr. Jason Gibbs, Associate Professor of Entomology and Curator of the Museum, will be on hand to answer questions and give brief tours of the collections. Visits and tours are free of charge, but donations to the museum are welcome (contact Jason Gibbs if "Donation" link on webpage is broken: <https://give.umanitoba.ca/museumofentomology>).



ESM Executive & Committees



2025-25 EXECUTIVE

Position	Name	Email	Phone
President	David Wade	dwade@winnipeg.ca	(204) 986-3794
Past President	Vincent Hervet	entsocmanitobapres@gmail.com	(204) 915-6918
President-elect	Jason Gibbs	jason.gibbs@umanitoba.ca	(204) 474-7485
Regional Director (ESC)	John Gavloski	John.Gavloski@gov.mb.ca	(204) 750-0594
Member-at-Large	Elaine Martineau		
Proceedings	Jason Gibbs Justis Henault	jason.gibbs@umanitoba.ca henaultjps@gmail.com	(204) 474-7485
Secretary	Sheila Wolfe	entsocmanitobasecretary@gmail.com	
Treasurer	Lisa Capar	entsocmanitobatreasurer@gmail.com	(204) 799-1962

2024-25 COMMITTEE CHAIRS

Committee	Name	Email	Phone
Common Names of Insects	Jason Gibbs	jason.gibbs@umanitoba.ca	(204) 474-7485
Endowment Fund	Richard Westwood	r.westwood@uwinnipeg.ca	(204) 786-9053
Finance	Katherine Morgan	morgank@myumanitoba.ca	
Fundraising	Kathy Cano	kathymae@shaw.ca	(204) 275-7574
Honorary Members	Terry Galloway	terry.galloway@umanitoba.ca	
Newsletter	Justis Henault Phoenix Nakagawa	henaultjps@gmail.com tyrone.nakagawa@gmail.com	
Nomination	Past President (see above)		
Scholarships & Awards	Desiree Vanderwel	d.vanderwel@uwinnipeg.ca	(204) 783-9083
Scrutineer	Jeffery Marcus	Jeffery.Marcus@umanitoba.ca	
Social	Cecil Montemayor	montemac@myumanitoba.ca	
Web Page & Archives	Jordan Bannerman	jordan.bannerman@umanitoba.ca	(204) 480-1021
Youth Encouragement & Public Education	Mabel Currie	entsocmanitobaeducation@gmail.com	